

**LOS ANGELES COUNTY FIRE DEPARTMENT
HERMOSA BEACH
FOR THE MONTH OF FEBRUARY 2022**

Incident Type	UNIT RESPONSES			Percentage
	E100	S100	Total	
RESCUE, EMS				
311 - Medical assist, assist EMS crew	7	7	14	7.82%
320 - Emergency medical service, other	1	1	2	1.12%
321 - EMS call, excluding vehicle accident with injury	65	51	116	64.80%
322 - Vehicle accident with injuries	1		1	0.56%
RESCUE, EMS Total	74	59	133	74.30%
HAZARDOUS CONDITION				
440 - Electrical wiring/equipment problem, other	5		5	2.79%
HAZARDOUS CONDITION Total	5		5	2.79%
SERVICE CALL				
500 - Service Call, other	2	1	3	1.68%
554 - Assist invalid	1		1	0.56%
SERVICE CALL Total	3	1	4	2.23%
GOOD INTENT CALL				
600 - Good intent call, other	15	5	20	11.17%
611 - Dispatched & cancelled enroute	10	4	14	7.82%
GOOD INTENT CALL Total	25	9	34	18.99%
FALSE ALARM, FALSE CALL				
733 - Smoke detector activation due to malfunction	1		1	0.56%
735 - Alarm system sounded due to malfunction	1		1	0.56%
745 - Alarm system sounded, no fire - unintentional	1		1	0.56%
FALSE ALARM, FALSE CALL Total	3		3	1.68%
Grand Total	110	69	179	100.00%

Note:

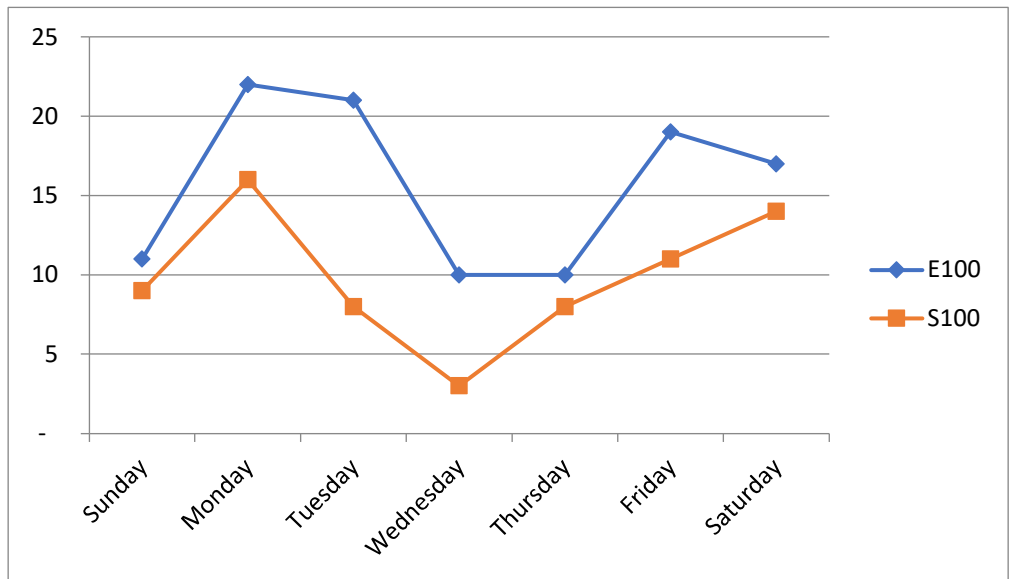
Data based on updated fireview - apparatus 2022 data. Hermosa Beach units responses.

**LOS ANGELES COUNTY FIRE DEPARTMENT
HERMOSA BEACH
FOR THE MONTH OF FEBRUARY 2022**

DAY OF THE WEEK	UNIT RESPONSES		
	E100	S100	Total
Sunday	11	9	20
Monday	22	16	38
Tuesday	21	8	29
Wednesday	10	3	13
Thursday	10	8	18
Friday	19	11	30
Saturday	17	14	31
Grand Total	110	69	179

Note:

Data based on updated fireview - apparatus 2022 data. Hermosa Beach units responses.

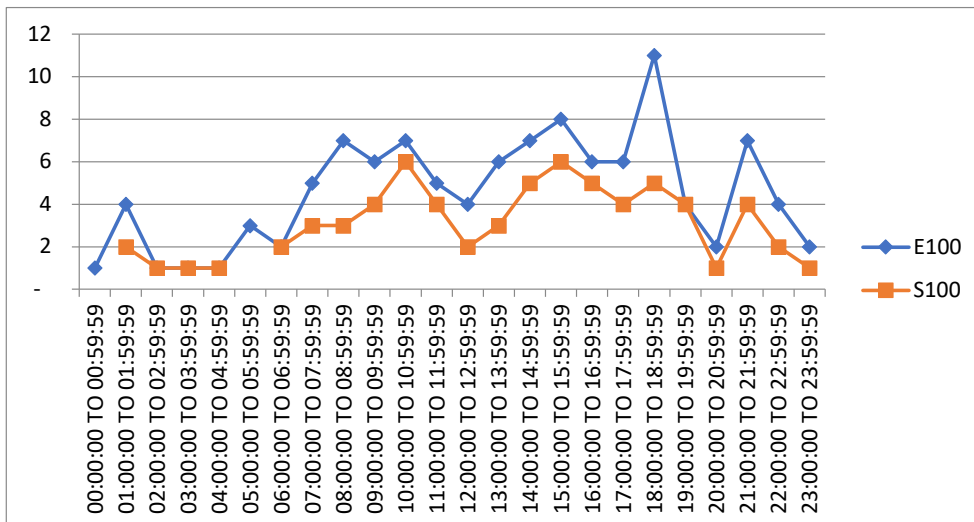


**LOS ANGELES COUNTY FIRE DEPARTMENT
HERMOSA BEACH
FOR THE MONTH OF FEBRUARY 2022**

TIME OF THE DAY	UNIT RESPONSES		
	E100	S100	Total
00:00:00 TO 00:59:59	1		1
01:00:00 TO 01:59:59	4	2	6
02:00:00 TO 02:59:59	1	1	2
03:00:00 TO 03:59:59	1	1	2
04:00:00 TO 04:59:59	1	1	2
05:00:00 TO 05:59:59	3		3
06:00:00 TO 06:59:59	2	2	4
07:00:00 TO 07:59:59	5	3	8
08:00:00 TO 08:59:59	7	3	10
09:00:00 TO 09:59:59	6	4	10
10:00:00 TO 10:59:59	7	6	13
11:00:00 TO 11:59:59	5	4	9
12:00:00 TO 12:59:59	4	2	6
13:00:00 TO 13:59:59	6	3	9
14:00:00 TO 14:59:59	7	5	12
15:00:00 TO 15:59:59	8	6	14
16:00:00 TO 16:59:59	6	5	11
17:00:00 TO 17:59:59	6	4	10
18:00:00 TO 18:59:59	11	5	16
19:00:00 TO 19:59:59	4	4	8
20:00:00 TO 20:59:59	2	1	3
21:00:00 TO 21:59:59	7	4	11
22:00:00 TO 22:59:59	4	2	6
23:00:00 TO 23:59:59	2	1	3
Grand Total	110	69	179

Note:

Data based on updated fireview - apparatus 2022 data. Hermosa Beach units responses.



Ad Hoc Report:	
Name:	Hermosa Call Answer Time
Date:	3/1/2022
Description:	February 2022

Los Angeles County Fire

Seizure Date	Seizure Time	ALI City	Answer Secs	Call Type ID
2/1/2022	12:06:07	HERM BCH	80	911 Calls
2/2/2022	01:09:53	HERMOSA BEACH	2	911 Calls
2/3/2022	07:20:02	HMB	2	911 Calls
2/3/2022	07:20:40	HERM BCH	2	911 Calls
2/3/2022	16:17:56	HERMOSA BEACH	2	911 Calls
2/4/2022	08:26:13	HERM BCH	2	911 Calls
2/4/2022	12:07:56	HERM BCH	2	911 Calls
2/5/2022	14:13:13	HERMOSA BEACH	2	911 Calls
2/5/2022	14:46:56	HERM BCH	2	911 Calls
2/5/2022	18:53:20	HMB	2	911 Calls
2/7/2022	15:13:01	HERMOSA BEACH	2	911 Calls
2/7/2022	18:01:59	HERM BCH	2	911 Calls
2/8/2022	10:59:07	HERM BCH	2	911 Calls
2/8/2022	21:32:41	HMB	2	911 Calls
2/9/2022	17:48:24	HERMOSA BEACH	2	911 Calls
2/11/2022	07:14:36	HB	2	911 Calls
2/11/2022	08:10:58	HERMOSA BEACH	2	911 Calls
2/12/2022	16:21:09	HERM BCH	2	911 Calls
2/12/2022	16:51:08	HERM BCH	2	911 Calls
2/12/2022	19:08:14	HERM BCH	2	911 Calls
2/13/2022	07:47:28	HERMOSA BEACH	2	911 Calls
2/13/2022	17:51:13	HERM BCH	2	911 Calls
2/14/2022	14:04:18	HERMOSA BEACH	2	911 Calls
2/14/2022	14:05:35	HERMOSA BEACH	2	911 Calls
2/14/2022	14:09:31	HERMOSA BEACH	2	911 Calls
2/16/2022	20:45:56	HERM BCH	2	911 Calls
2/17/2022	18:21:58	HERMOSA BEACH	2	911 Calls
2/17/2022	18:21:58	HERMOSA BEACH	2	911 Calls
2/19/2022	10:07:03	HERMOSA BEACH	2	911 Calls
2/19/2022	10:07:11	HERM BCH	2	911 Calls
2/19/2022	10:07:29	HERMOSA BEACH	2	911 Calls
2/19/2022	10:50:57	HERM BCH	2	911 Calls
2/19/2022	13:18:36	HMB	47	911 Calls
2/20/2022	05:06:41	HERMOSA BEACH	2	911 Calls
2/20/2022	14:29:08	HERM BCH	2	911 Calls
2/20/2022	18:31:30	HERMOSA BEACH	2	911 Calls
2/21/2022	09:03:44	HERM BCH	2	911 Calls
2/21/2022	15:42:51	HERM BCH	2	911 Calls
2/23/2022	08:14:51	HERMOSA BEACH	2	911 Calls

2/24/2022	08:47:55	HERMOSA BEACH	2	911 Calls
2/25/2022	07:50:57	HMB	32	911 Calls
2/25/2022	21:57:34	HERMOSA BEACH	2	911 Calls
2/25/2022	23:14:56	HERM BCH	2	911 Calls
2/26/2022	09:41:55	HERMOSA BEACH	2	911 Calls
2/28/2022	01:10:20	HERMOSA BEACH	2	911 Calls
2/28/2022	06:18:53	HMB	2	911 Calls
2/28/2022	11:02:06	HERMOSA BEACH	55	911 Calls
2/28/2022	18:47:10	HERMOSA BEACH	35	911 Calls
2/28/2022	18:53:47	HERM BCH	47	911 Calls

Average Call Answer Time (seconds)

8

ALI Class
WPH2
RESD
WPH2
WPH2
VOIP
WPH2
WPH2
VOIP
WPH2
WPH2
VOIP
WPH2
WPH2
WPH2
RESD
WPH2
RESD
WPH2
WPH2
WPH2
VOIP
WPH2
VOIP
VOIP
VOIP
WPH2
WPH2
WPH2
WPH2
WPH2
BUSN
WPH2
WPH2
VOIP
WPH2
WPH2
WPH2
WPH2
WPH2
VOIP

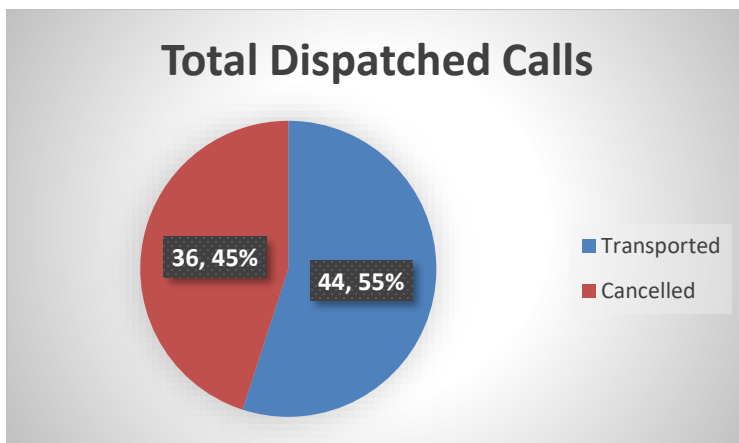
RESD
WPH2
BUSN
WPH2
VOIP
RESD
WPH2
VOIP
RESD
WPH2

McCormick Ambulance

February 2022

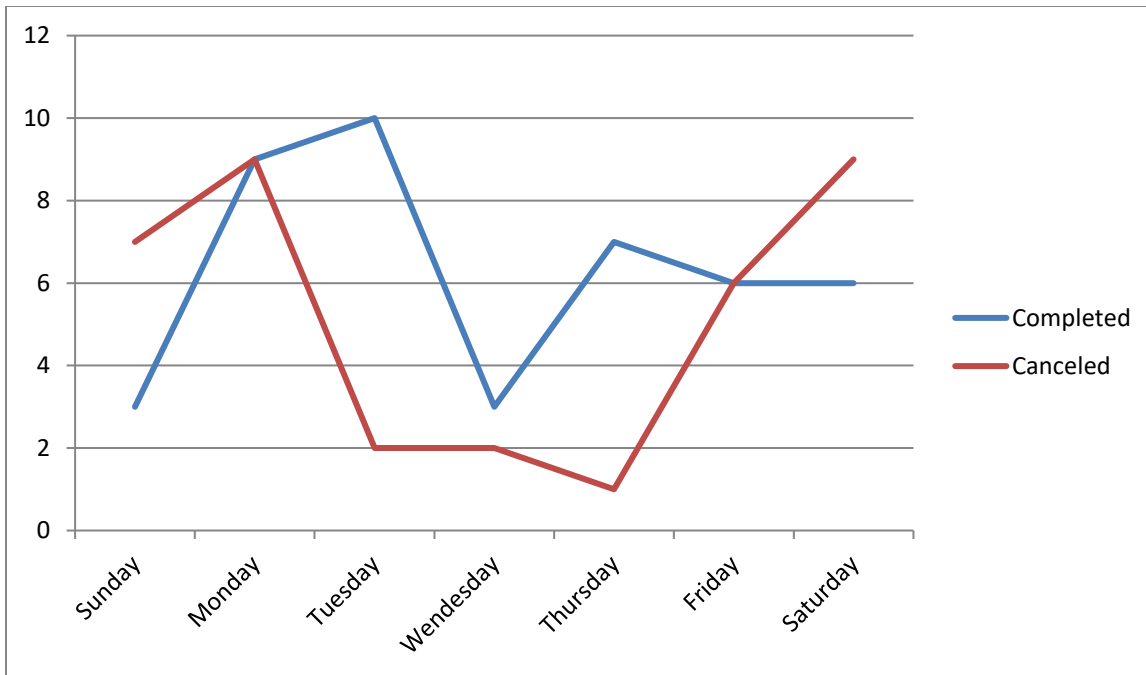
Total Number of Dispatched Calls

Dispatched Calls	Totals
Transported	44
Cancelled	36
Grand Total	80
NOTE:	None



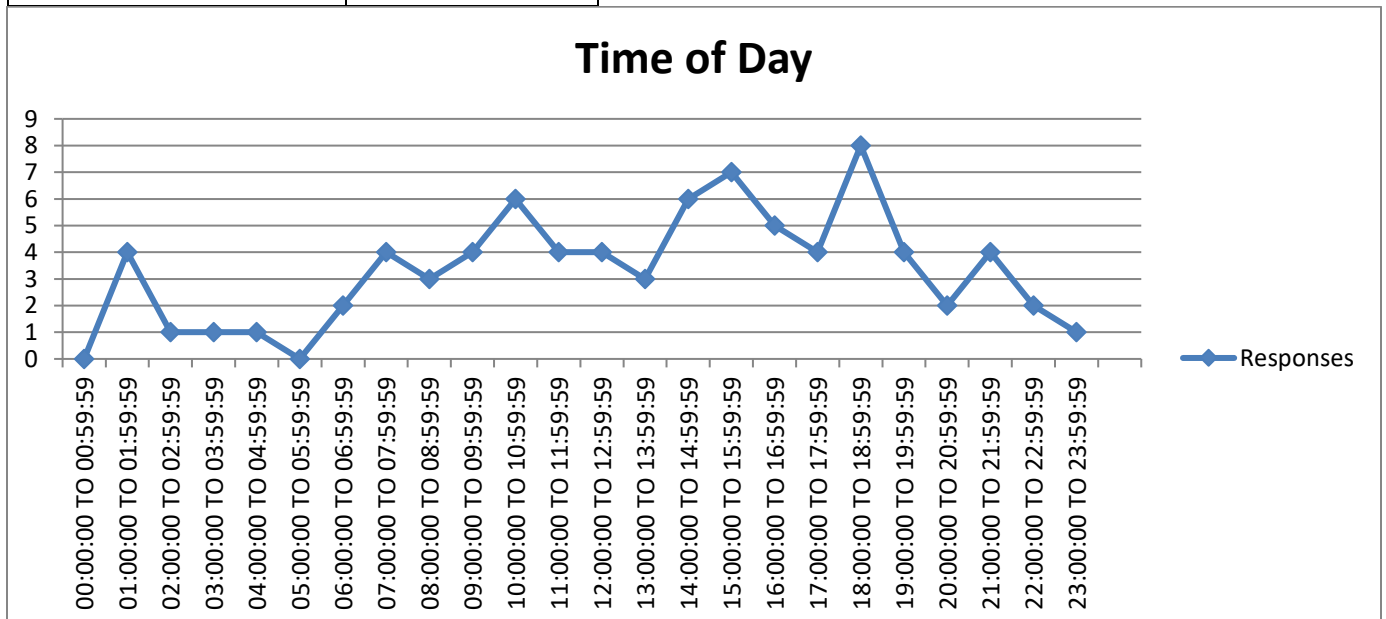
Calls per the day of the week

Day of the Week	Completed	Cancelled	Total
Sunday	3	7	10
Monday	9	9	18
Tuesday	10	2	12
Wednesday	3	2	5
Thursday	7	1	8
Friday	6	6	12
Saturday	6	9	15
Grand Total	44	36	80



Response by the Time of Day

Time of Day	Total Response
00:00:00 TO 00:59:59	0
01:00:00 TO 01:59:59	4
02:00:00 TO 02:59:59	1
03:00:00 TO 03:59:59	1
04:00:00 TO 04:59:59	1
05:00:00 TO 05:59:59	0
06:00:00 TO 06:59:59	2
07:00:00 TO 07:59:59	4
08:00:00 TO 08:59:59	3
09:00:00 TO 09:59:59	4
10:00:00 TO 10:59:59	6
11:00:00 TO 11:59:59	4
12:00:00 TO 12:59:59	4
13:00:00 TO 13:59:59	3
14:00:00 TO 14:59:59	6
15:00:00 TO 15:59:59	7
16:00:00 TO 16:59:59	5
17:00:00 TO 17:59:59	4
18:00:00 TO 18:59:59	8
19:00:00 TO 19:59:59	4
20:00:00 TO 20:59:59	2
21:00:00 TO 21:59:59	4
22:00:00 TO 22:59:59	2
23:00:00 TO 23:59:59	1
Grand Total	80



Response Times	Within Allowable Time	Delayed Response	Cancelled	Total
Code 3: Response Time of 8:59 or less	8	11	0	19
Code 2: Response Time of 15:00 or less	25	0	0	25
Cancelled Responses	0	0	36	36
Grand Total	33	11	36	80